

ภาคผนวก ข-6

ผลการจัดทำ Noise Contour Map



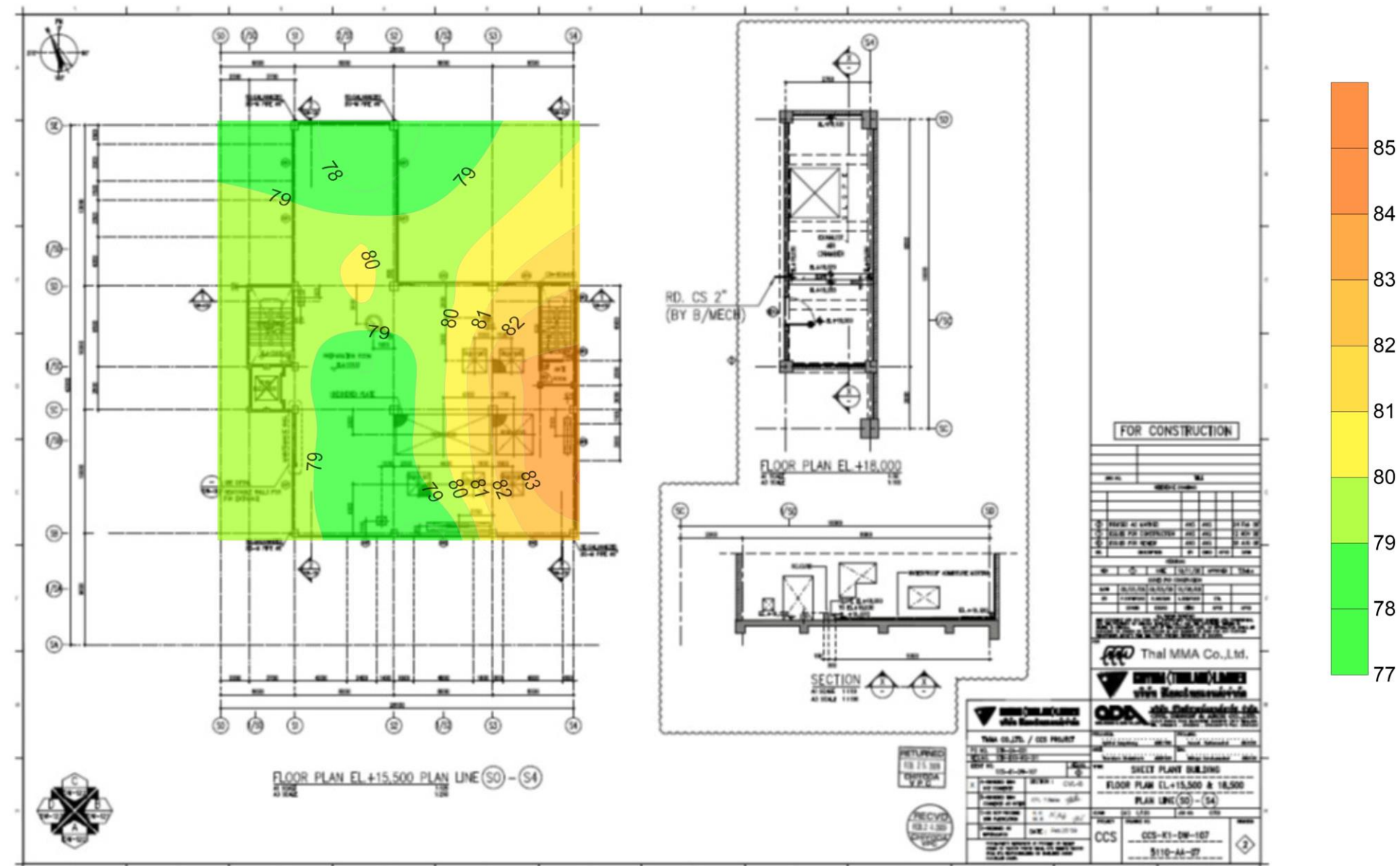
Noise Contour Map

THAI MMA Co., Ltd. (Site 7)

(CCS - F4)

Reference Number : Lot 2332386-1

Measurement Date : Apr 25, 2023



ADDRESS 104 Phatthanakan 40, Phatthanakan Rd., Khwaeng Suan Luang, Khet Suan Luang, Bangkok 10250, Thailand | PHONE +66 0 2760 3000 | FAX +66 0 2760 3197
ALS LABORATORY GROUP (THAILAND) CO., LTD. An ALS Limited Company



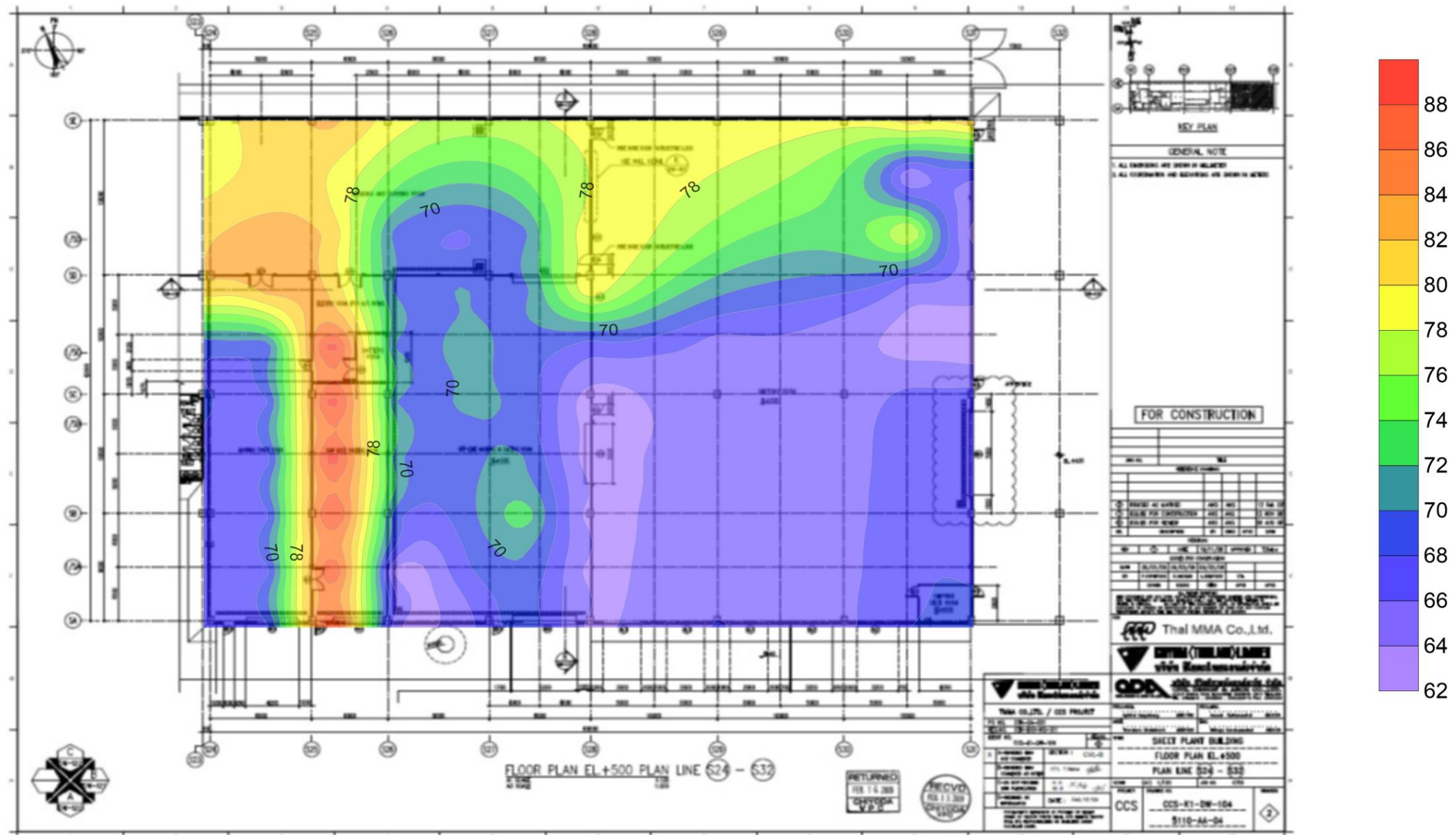
Noise Contour Map

THAI MMA Co., Ltd. (Site 7)

(CCS - F1 - 04)

Reference Number : Lot 2345300-1

Measurement Date : Apr 25, 2023



ADDRESS 104 Phatthanakan 40, Phatthanakan Rd., Khwaeng Suan Luang, Khet Suan Luang, Bangkok 10250, Thailand | PHONE +66 0 2760 3000 | FAX +66 0 2760 3197
ALS LABORATORY GROUP (THAILAND) CO., LTD. An ALS Limited Company



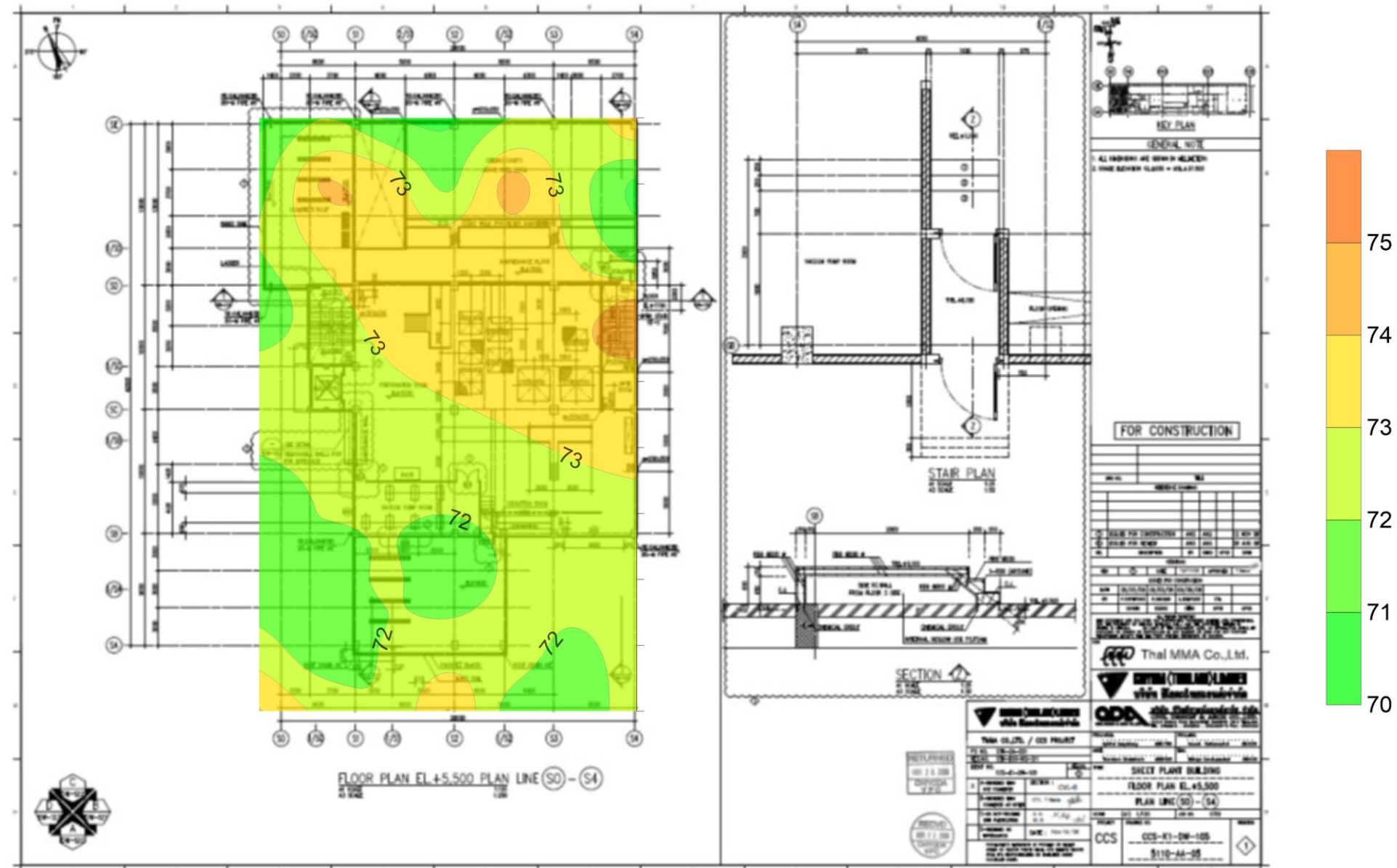
Noise Contour Map

THAI MMA Co., Ltd. (Site 7)

(CCS - F2)

Reference Number : Lot 2345302-1

Measurement Date : Apr 25, 2023



ADDRESS 104 Phatthanakan 40, Phatthanakan Rd., Khwaeng Suan Luang, Khet Suan Luang, Bangkok 10250, Thailand | PHONE +66 0 2760 3000 | FAX +66 0 2760 3197
ALS LABORATORY GROUP (THAILAND) CO., LTD. An ALS Limited Company



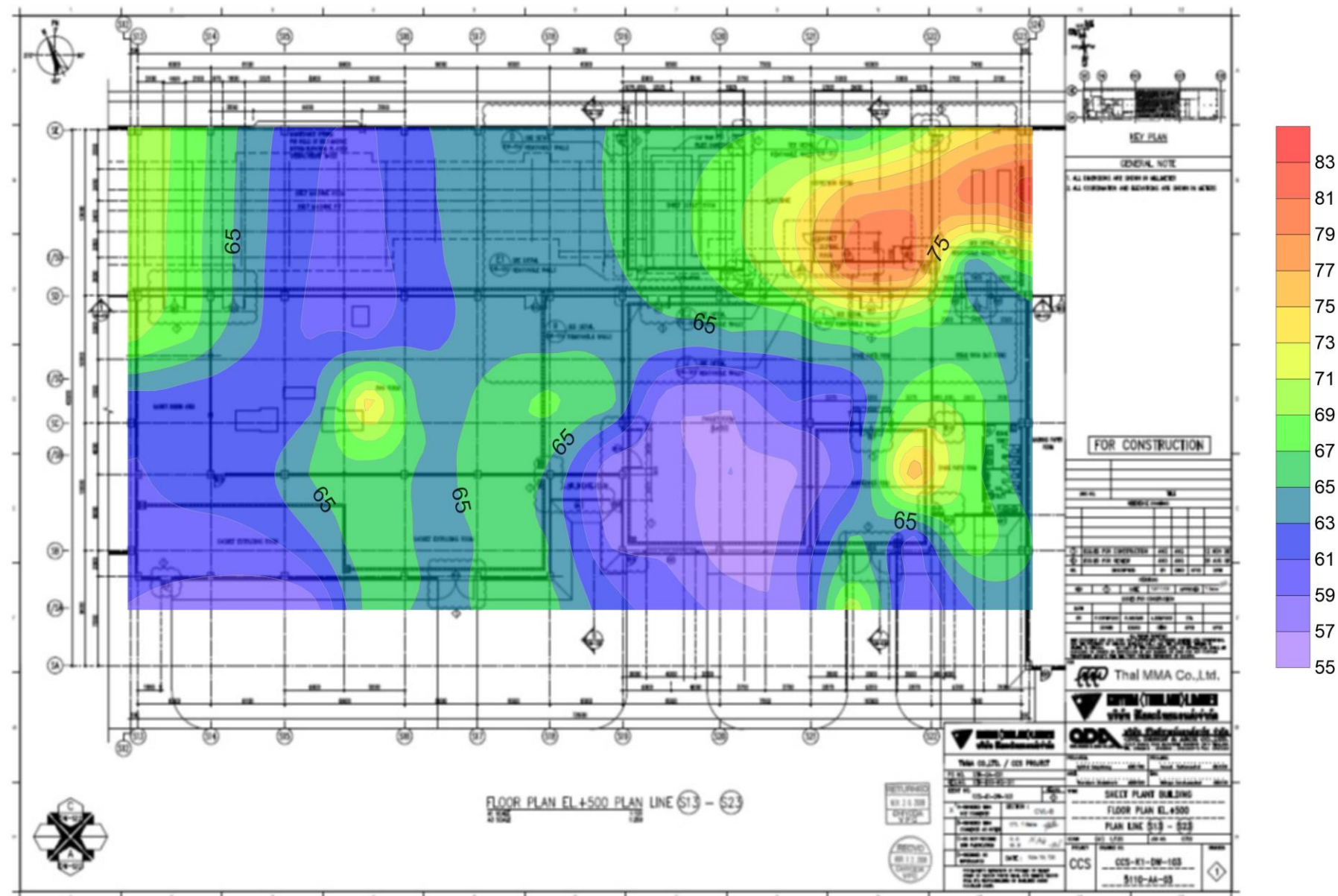
Noise Contour Map

THAI MMA Co., Ltd. (Site 7)

(CCS - F1 - 03)

Reference Number : Lot 2345304-1

Measurement Date : Apr 25, 2023



ADDRESS 104 Phatthanakan 40, Phatthanakan Rd., Khwaeng Suan Luang, Khet Suan Luang, Bangkok 10250, Thailand | PHONE +66 0 2760 3000 | FAX +66 0 2760 3197
ALS LABORATORY GROUP (THAILAND) CO., LTD. An ALS Limited Company

ภาคผนวก ข-7

เอกสารการตรวจสอบ Pump และ Compressor

14-Jun-2024

MESSRS. **THAI MMA CO.,LTD.**

KOBELCO SCREW COMPRESSOR SERVICE REPORT

MODEL: ALE55W-5
SERIAL NO: 3FA01082
MACHINE NO: BM-807-1
OPERATING HOURS: 65422
DATE OF SERVICE: 27-May-2024

WORK DETAILS

8000 HOURS PARTS CHANGE
CLEANED INTERCOOLER
CLEANED AFTERCOOLER
CLEANED OIL COOLER
CHANGE 1ST STAGE AIR END

APPROVED

Phanthong Klaharn
Service Engineer

CHECK SHEET

INSPECTION ITEMS	RESULTS BEFORE COUNTERMEASURE	COUNTERMEASURE
COMPRESSOR PROPER Visual Inspection of 1st Stage Air End Visual Inspection of 2nd Stage Air End Balance Piston Diaphragm Any Sign of Abnormal Noise Any Sign of Abnormal Vibration Air leakage from Shaft Seal Section <input type="checkbox"/> OUT OF SCOPE	<input type="checkbox"/> GOOD <input checked="" type="checkbox"/> DEFECTIVE <input type="checkbox"/> GOOD <input type="checkbox"/> DEFECTIVE <input type="checkbox"/> GOOD <input type="checkbox"/> HARDENED <input type="checkbox"/> NORMAL <input type="checkbox"/> ABNORMAL <input type="checkbox"/> NORMAL <input type="checkbox"/> ABNORMAL <input type="checkbox"/> LITTLE <input type="checkbox"/> EXCESSIVE	<input checked="" type="checkbox"/> REPLACED <input type="checkbox"/> NEED REPLACEMENT <input type="checkbox"/> REPLACED <input type="checkbox"/> NEED REPLACEMENT <input type="checkbox"/> REPLACED <input type="checkbox"/> NEED REPLACEMENT
SUCTION FILTER Contamination of Element <input type="checkbox"/> OUT OF SCOPE	<input type="checkbox"/> LITTLE <input checked="" type="checkbox"/> EXCESSIVE	<input type="checkbox"/> CLEANED <input checked="" type="checkbox"/> REPLACED <input type="checkbox"/> NEED REPLACEMENT
SUCTION DUCT Contamination Inside Tube Breakage / Cracking of Duct House <input checked="" type="checkbox"/> OUT OF SCOPE	<input type="checkbox"/> LITTLE <input type="checkbox"/> EXCESSIVE <input type="checkbox"/> NORMAL <input type="checkbox"/> CRACK <input type="checkbox"/> HARDENED	<input type="checkbox"/> CLEANED <input type="checkbox"/> REPLACED <input type="checkbox"/> NEED REPLACEMENT
OIL FILTER Foreign matter in Element <input type="checkbox"/> OUT OF SCOPE	<input type="checkbox"/> LITTLE <input checked="" type="checkbox"/> EXCESSIVE	<input checked="" type="checkbox"/> REPLACED <input type="checkbox"/> NEED REPLACEMENT
LUBRICANT OIL <input type="checkbox"/> OUT OF SCOPE	<input type="checkbox"/> OK <input checked="" type="checkbox"/> NOT GOOD	<input checked="" type="checkbox"/> REPLACED <input type="checkbox"/> TOP UP <input type="checkbox"/> NEED REPLACEMENT TYPE:DAPHNE TUBINE OIL 68 <input type="checkbox"/> CUSTOMERS OIL
DRAIN SOLENOID VALVE Intercooler Drain Aftercooler Drain <input checked="" type="checkbox"/> OUT OF SCOPE	<input type="checkbox"/> NORMAL <input type="checkbox"/> DEFECTIVE <input type="checkbox"/> NORMAL <input type="checkbox"/> DEFECTIVE	<input type="checkbox"/> REPLACED <input type="checkbox"/> NEED REPLACEMENT <input type="checkbox"/> REPLACED <input type="checkbox"/> NEED REPLACEMENT
DISCHARGE CHECK VALVE Wear in Seat Surface <input type="checkbox"/> OUT OF SCOPE	<input type="checkbox"/> NORMAL <input type="checkbox"/> LEAK <input checked="" type="checkbox"/> WEAR	<input checked="" type="checkbox"/> REPLACED <input type="checkbox"/> NEED REPLACEMENT
3-WAY SOLENOID VALVE Operation <input checked="" type="checkbox"/> OUT OF SCOPE	<input type="checkbox"/> NORMAL <input type="checkbox"/> DEFECTIVE	<input type="checkbox"/> REPLACED <input type="checkbox"/> NEED REPLACEMENT
EXHAUST CLEANER Damage/Contamination <input type="checkbox"/> OUT OF SCOPE	<input type="checkbox"/> LITTLE <input checked="" type="checkbox"/> EXCESSIVE	<input checked="" type="checkbox"/> REPLACED <input type="checkbox"/> NEED REPLACEMENT
CAPACITY CONTROL VALVE Diaphragm Condition Slider Lock Nut Slider Shaft Operation <input checked="" type="checkbox"/> OUT OF SCOPE	<input type="checkbox"/> NORMAL <input type="checkbox"/> TORN <input type="checkbox"/> HARDENED <input type="checkbox"/> NORMAL <input type="checkbox"/> WEAR <input type="checkbox"/> NORMAL <input type="checkbox"/> WEAR <input type="checkbox"/> NORMAL <input type="checkbox"/> DAMAGED <input type="checkbox"/> NORMAL <input type="checkbox"/> DEFECTIVE	<input type="checkbox"/> REPLACED <input type="checkbox"/> NEED REPLACEMENT <input type="checkbox"/> REPLACED <input type="checkbox"/> NEED REPLACEMENT <input type="checkbox"/> REPLACED <input type="checkbox"/> NEED REPLACEMENT <input type="checkbox"/> REPLACED <input type="checkbox"/> NEED REPLACEMENT <input type="checkbox"/> CHANGED NEW CAPACITY CONTROL VALVE
SHUTTLE VALVE Operation <input checked="" type="checkbox"/> OUT OF SCOPE	<input type="checkbox"/> NORMAL <input type="checkbox"/> DEFECTIVE	<input type="checkbox"/> REPLACED <input type="checkbox"/> NEED REPLACEMENT

CHECK SHEET

INSPECTION ITEMS	RESULTS BEFORE COUNTERMEASURE	COUNTERMEASURE
INTERCOOLER Scale adhering to tube nest Corrosion of Shell Corrosion of Tube Assy (Leakage) Corrosion of Covers Contamination inside the tube Packings <input type="checkbox"/> OUT OF SCOPE	<input type="checkbox"/> LITTLE <input checked="" type="checkbox"/> EXCESSIVE <input checked="" type="checkbox"/> LITTLE <input type="checkbox"/> EXCESSIVE <input checked="" type="checkbox"/> LITTLE <input type="checkbox"/> EXCESSIVE <input checked="" type="checkbox"/> LITTLE <input type="checkbox"/> EXCESSIVE <input type="checkbox"/> LITTLE <input checked="" type="checkbox"/> EXCESSIVE <input type="checkbox"/> NORMAL <input checked="" type="checkbox"/> HARDENED	<input type="checkbox"/> REPLACED NEW SET <input type="checkbox"/> NEED REPLACEMENT FOR NEW SET <input checked="" type="checkbox"/> DISASSEMBLED AND CLEANED <input type="checkbox"/> CHEMICAL CIRCULATION <input type="checkbox"/> REPLACED <input checked="" type="checkbox"/> REPAIRED <input type="checkbox"/> NEED REPLACEMENT <input type="checkbox"/> REPLACED <input checked="" type="checkbox"/> REPAIRED <input type="checkbox"/> NEED REPLACEMENT <input type="checkbox"/> REPLACED <input checked="" type="checkbox"/> REPAIRED <input type="checkbox"/> NEED REPLACEMENT <input checked="" type="checkbox"/> DISASSEMBLED AND CLEANED <input type="checkbox"/> NEED REPLACEMENT <input checked="" type="checkbox"/> REPLACED <input type="checkbox"/> NEED REPLACEMENT
AFTERCOOLER Scale adhering to tube nest Corrosion of Shell Corrosion of Tube Assy (Leakage) Corrosion of Covers Contamination inside the tube Packings <input type="checkbox"/> OUT OF SCOPE	<input type="checkbox"/> LITTLE <input checked="" type="checkbox"/> EXCESSIVE <input checked="" type="checkbox"/> LITTLE <input type="checkbox"/> EXCESSIVE <input checked="" type="checkbox"/> LITTLE <input type="checkbox"/> EXCESSIVE <input checked="" type="checkbox"/> LITTLE <input type="checkbox"/> EXCESSIVE <input type="checkbox"/> LITTLE <input checked="" type="checkbox"/> EXCESSIVE <input type="checkbox"/> NORMAL <input checked="" type="checkbox"/> HARDENED	<input type="checkbox"/> REPLACED NEW SET <input type="checkbox"/> NEED REPLACEMENT FOR NEW SET <input checked="" type="checkbox"/> DISASSEMBLED AND CLEANED <input type="checkbox"/> CHEMICAL CIRCULATION <input type="checkbox"/> REPLACED <input checked="" type="checkbox"/> REPAIRED <input type="checkbox"/> NEED REPLACEMENT <input type="checkbox"/> REPLACED <input checked="" type="checkbox"/> REPAIRED <input type="checkbox"/> NEED REPLACEMENT <input type="checkbox"/> REPLACED <input checked="" type="checkbox"/> REPAIRED <input type="checkbox"/> NEED REPLACEMENT <input checked="" type="checkbox"/> DISASSEMBLED AND CLEANED <input type="checkbox"/> NEED REPLACEMENT <input checked="" type="checkbox"/> REPLACED <input type="checkbox"/> NEED REPLACEMENT
OIL COOLER Clogging in tube Contaminatin of tube nest Corrosion of blind cover Packings <input type="checkbox"/> OUT OF SCOPE	<input checked="" type="checkbox"/> LITTLE <input type="checkbox"/> EXCESSIVE <input checked="" type="checkbox"/> LITTLE <input type="checkbox"/> EXCESSIVE <input checked="" type="checkbox"/> LITTLE <input type="checkbox"/> EXCESSIVE <input type="checkbox"/> NORMAL <input checked="" type="checkbox"/> HARDENED	<input type="checkbox"/> REPLACED NEW SET <input type="checkbox"/> NEED REPLACEMENT FOR NEW SET <input type="checkbox"/> REPLACED <input type="checkbox"/> NEED REPLACEMENT <input type="checkbox"/> REPLACED <input type="checkbox"/> NEED REPLACEMENT <input type="checkbox"/> REPLACED <input checked="" type="checkbox"/> REPAIRED <input type="checkbox"/> NEED REPLACEMENT <input checked="" type="checkbox"/> REPLACED <input type="checkbox"/> REUSED
SENSORS 1st Stage dis.pressure sensor 2nd Stage dis.pressure sensor Oil pressure sensor 1st Stage temp sensor 2nd Stage temp sensor Oil temp sensor <input checked="" type="checkbox"/> OUT OF SCOPE	<input type="checkbox"/> NORMAL <input type="checkbox"/> ERROR ----- MPA <input type="checkbox"/> NORMAL <input type="checkbox"/> ERROR ----- MPA <input type="checkbox"/> NORMAL <input type="checkbox"/> ERROR ----- MPA <input type="checkbox"/> NORMAL <input type="checkbox"/> ERROR ----- °C <input type="checkbox"/> NORMAL <input type="checkbox"/> ERROR ----- °C <input type="checkbox"/> NORMAL <input type="checkbox"/> ERROR ----- °C	<input type="checkbox"/> REPLACED <input type="checkbox"/> NEED REPLACEMENT <input type="checkbox"/> REPLACED <input type="checkbox"/> NEED REPLACEMENT <input type="checkbox"/> REPLACED <input type="checkbox"/> NEED REPLACEMENT <input type="checkbox"/> REPLACED <input type="checkbox"/> NEED REPLACEMENT <input type="checkbox"/> REPLACED <input type="checkbox"/> NEED REPLACEMENT <input type="checkbox"/> REPLACED <input type="checkbox"/> NEED REPLACEMENT
MOTOR Stator Bearings <input checked="" type="checkbox"/> OUT OF SCOPE	<input type="checkbox"/> NORMAL <input type="checkbox"/> LOW RESISTANCE <input type="checkbox"/> BURNT <input type="checkbox"/> NORMAL <input type="checkbox"/> DEFECT	<input type="checkbox"/> REWIND <input type="checkbox"/> CLEANED <input type="checkbox"/> NEED CLEANING <input type="checkbox"/> CHANGED BEARING <input type="checkbox"/> NEED BEARING CHANGE
FAN MOTOR Stator Bearings <input checked="" type="checkbox"/> OUT OF SCOPE	<input type="checkbox"/> NORMAL <input type="checkbox"/> LOW RESISTANCE <input type="checkbox"/> BURNT <input type="checkbox"/> NORMAL <input type="checkbox"/> DEFECT	<input type="checkbox"/> REPLACED NEW SET <input type="checkbox"/> NEED REPLACEMENT FOR NEW SET <input type="checkbox"/> REWIND <input type="checkbox"/> CLEANED <input type="checkbox"/> NEED CLEANING <input type="checkbox"/> CHANGED BEARING <input type="checkbox"/> NEED BEARING CHANGE

MODEL ALE55W-5 SERIAL 3FA01082



AFTERCOOLER BEFORE CLEANING

MODEL ALE55W-5 SERIAL 3FA01082



AFTERCOOLER AFTER CLEANING

MODEL ALE55W-5 SERIAL 3FA01082




AFTERCOOLER BEFORE CLEANING

MODEL ALE55W-5 SERIAL 3FA01082



AFTERCOOLER AFTER CLEANING

MODEL ALE55W-5 SERIAL 3FA01082



INTERCOOLER BEFORE CLEANING

MODEL ALE55W-5 SERIAL 3FA01082



INTERCOOLER AFTER CLEANING

MODEL ALE55W-5 SERIAL 3FA01082



INTERCOOLER BEFORE CLEANING

MODEL ALE55W-5 SERIAL 3FA01082



INTERCOOLER AFTER CLEANING

MODEL ALE55W-5 SERIAL 3FA01082



OIL COOLER BEFORE CLEANING

MODEL ALE55W-5 SERIAL 3FA01082



OIL COOLER AFTER CLEANING

MODEL ALE55W-5 SERIAL 3FA01082



OIL COOLER BEFORE CLEANING

MODEL ALE55W-5 SERIAL 3FA01082



OIL COOLER AFTER CLEANING

WARRANTY CONDITIONS FOR PARTS AND SERVICE

1.WARRANTY PERIOD: AS IN BELOW TABLE

Parts and Job Details	Models	Warranty Period
Filters and elements and other mechanical parts	All models	3000 hours or 6 months after replacement, whichever comes first
Electrical parts	All models	12 months after replacement
Air end Bearings	AM, CM, HM, KST, KOBELION I, KOBELION II	6 months after replacement
	Models newer than above	12 months after replacement
Rewinding Motor	AM, CM, HM, KST, KOBELION I, KOBELION II	6 months after job completed
	Other Models (Less than 55 kw)	6 months after job completed
	Other Models (55 kw and above)	12 months after job completed
Overhaul Motor or Change Motor Bearings	AM, CM, HM, KST, KOBELION I, KOBELION II	3 months after job completed
	Other Models (Less than 55 kw)	3 months after job completed
	Other Models (55 kw and above)	6 months after job completed
Lubricant	All Models	No warranty, depends on environment and change of filters
Cooler cleaning	All Models	No warranty, depends on environment and water quality

2.CONTENTS OF WARRANTY

In case a trouble should occur during the warranty period and when it is determined that the trouble is caused clearly by our defective design, manufacture and or execution of work, We will repair or replace the parts free of charge without delay.

3.EXCEPTIONS TO THE APPLICATION OF WARRANTY

Even during the warranty period of this machine, we refuse warranty in the following cases.

- Trouble caused by the natural disasters or accidents beyond human control.
- Trouble caused by a defective material selected or supplied by customer, or caused by a defect resulted from the design designated by customer.
- Trouble caused by a repair or modification conducted by customer without notifying us of the fact.
- Trouble caused by not adhering to the operating procedures, periodical inspections, maintenance and storage, etc. described in the specification sheets and instruction manuals issued by us.
- Trouble caused by not greasing at proper intervals as recommended in instruction manual. Grease-up of Motor is responsibility of customer.
- Trouble caused by defective foundation, building and/or equipment other than this machine.
- Reduction of production due to a trouble of this machine, We do not honour compensation for production shutdown and other loss casualties. Warranty is only limited to machine serviced.

MEIWA ENTERPRISE (THAILAND) CO., LTD.

TEL. : 0-2994-4300-4, HOTLINE : 085-822-9227, 091-120-1095

RAYONG : TEL. 092-224-6026 / LAMPHUN : TEL 0-81421-9826

KORAT : TEL. 087-711-1491 / PRACHINBURI : TEL. 081-371-0517

AMATA NAKORN : TEL. 092-224-6330

KOBELCO OIL-FREE COMPRESSOR SERVICE REPORT

THAI109

/T-MMA

Print date 24/05/24

<p>DATE : <u>24/5/24</u></p> <p>THAI MMA CO., LTD.</p> <p>RY-MATAPHUT</p> <p>Software V.</p> <p>G47045 #65422#23-05-24#PATHOMPONG#CIN</p>	<p>MODEL: ALE55W-5 TEST RUN:01/01/08</p> <p>S/N: 3FA01082</p> <p>MC NO.: BM-807-1 GADUS G. (1200)</p> <p>Room Temp : <u>35</u> °C Cooling Water Temp : <u> </u> / <u> </u> °C (<35 / <45 °C)</p> <p>Cooling Water Pressure : <u> </u> / <u> </u> kgf/cm² G (In/out) [1.5~5.0 kgf/cm² G]</p> <p>Air Tank : <u> </u> M³, Pressure : <u> </u> kgf/cm² G <input type="checkbox"/> Link/Gr.Controller</p>
<p>1. <input type="checkbox"/> Commissioning 2. <input type="checkbox"/> Maintenance Contract 3. <input type="checkbox"/> Routine check 4. <input checked="" type="checkbox"/> Cooler Cleaning 5. <input type="checkbox"/> Parts Change : <u>8000</u> (Hrs).</p> <p>6. <input checked="" type="checkbox"/> Air End Change 7. <input type="checkbox"/> Top up (Type <u> </u>) 8. <input checked="" type="checkbox"/> Change, Replace Oil (Type <u>T68</u>)</p> <p>9. <input type="checkbox"/> Claim 10. MOTOR : Grease up (Type <u> </u>) <input type="checkbox"/> Bearing Change <input type="checkbox"/> Vanish <input type="checkbox"/> Rewinding 11. Others <u> </u></p> <p>12. Load cycle : <u>120</u> sec 13. 1st-stage Dis. Pressure : Unload <u>-0.35</u> mmHg(AL), bar(ALE, FE), Load <u>1.17</u> kgf/cm² G</p> <p>14. 2nd-stage Dis. Pressure : <u>6.7</u> / <u>6.9</u> / <u>6.9</u> kgf/cm² G (Load / Unload / Normal)</p> <p>15. 2nd-stage Suction Temp. <u>36</u> °C (ALE, FE : below 80 °C / AL : ambient + 15 ~ 20 °C (max 80 °C))</p> <p>16. 1st-stage Dis. Temp. <u>161</u> °C 17. 2nd-stage Dis. Temp. <u>141</u> °C</p> <p>18. Oil Pressure : <u>3.42</u> kgf/cm² G [ALE<45Kw, FE : 0.6~1.8/ALE>45Kw, AL : 2~2.5] 19. Oil Temp. <u>41</u> °C (ALE, FE : below 75 / AL : W - 65, A - 75)</p> <p>20. Loaded Hour : <u>13494</u> 21. Load counter : <u>103763</u> 22. Total Hour : <u>65422</u></p> <p>23. Voltage: R-S <u>394</u> / <u>396</u> V, R-T <u>394</u> / <u>396</u> V, S-T <u>394</u> / <u>396</u> V (load : unload)</p> <p>24. Ampere : R <u>94</u> / <u>39</u> A, S <u>103</u> / <u>41</u> A, T <u>96</u> / <u>38</u> A (load : unload)</p>	
<p>25. CHECK FOR CORRECT FUNCTIONS</p> <p>Pressure reducing valve <u> </u> kgf/cm² G for ALE<45Kw(2.5~3.0)</p> <p>Air filter sensor <input checked="" type="checkbox"/> OK <input type="checkbox"/> NOT GOOD</p> <p>Battery <input checked="" type="checkbox"/> OK <input type="checkbox"/> NOT GOOD</p> <p>*** OCR <input checked="" type="checkbox"/> OK <input type="checkbox"/> NOT GOOD</p> <p>*** Star delta timer <u>30</u> sec</p> <p>*** Safety valve operates at <u>95</u> kgf/cm² G [spec x 1.1]</p> <p>*** Discharge temp. relay trips at 1st <u>105</u> / 2nd <u>105</u> °C [spec]</p> <p>26. DRYER CHECK SERVICE</p> <p>Model : <u> </u> <input type="checkbox"/> <input type="checkbox"/></p> <p>S/N : <u> </u> Dew point : <u> </u> °C</p> <p>Inlet Pressure : <u> </u> kgf/cm² G</p> <p>27. FILTER CHECK SERVICE REPLACE</p> <p>1) <u> </u> <input type="checkbox"/> <input type="checkbox"/> <input type="checkbox"/></p> <p>2) <u> </u> <input type="checkbox"/> <input type="checkbox"/> <input type="checkbox"/></p> <p>3) <u> </u> <input type="checkbox"/> <input type="checkbox"/> <input type="checkbox"/></p> <p>+ Motor Insulation U-E <u> </u> V-E <u> </u> W-E <u> </u></p>	<p>28. MAINTENANCE CHECK SERVICE REPLACE</p> <p>gauges, instruments, lights <input checked="" type="checkbox"/> <input type="checkbox"/> <input type="checkbox"/></p> <p>capacity control valve <input checked="" type="checkbox"/> <input type="checkbox"/> <input type="checkbox"/></p> <p>1st & 2nd stage air end <input checked="" type="checkbox"/> <input type="checkbox"/> <input type="checkbox"/></p> <p>3,4-way solenoid valve (C.C.V.) <input type="checkbox"/> <input type="checkbox"/> <input type="checkbox"/></p> <p>fan motor (noise) <input type="checkbox"/> <input type="checkbox"/> <input type="checkbox"/></p> <p>by-pass silencer <input checked="" type="checkbox"/> <input type="checkbox"/> <input type="checkbox"/></p> <p>check valve*** <input type="checkbox"/> <input type="checkbox"/> <input checked="" type="checkbox"/></p> <p>oil pump <input checked="" type="checkbox"/> <input type="checkbox"/> <input type="checkbox"/></p> <p>main motor (noise) <input checked="" type="checkbox"/> <input type="checkbox"/> <input type="checkbox"/></p> <p>Oil <input type="checkbox"/> <input type="checkbox"/> <input type="checkbox"/></p> <p>oil cartridge <input type="checkbox"/> <input type="checkbox"/> <input type="checkbox"/></p> <p>*drain trap (Solenoid Valve) <input checked="" type="checkbox"/> <input type="checkbox"/> <input type="checkbox"/></p> <p>suction filter <input type="checkbox"/> <input type="checkbox"/> <input type="checkbox"/></p> <p>Intercooler <input type="checkbox"/> <input checked="" type="checkbox"/> <input type="checkbox"/></p> <p>aftercooler <input type="checkbox"/> <input checked="" type="checkbox"/> <input type="checkbox"/></p> <p>oil cooler <input type="checkbox"/> <input checked="" type="checkbox"/> <input type="checkbox"/></p> <p>breather element/exhaust cleaner <input type="checkbox"/> <input type="checkbox"/> <input checked="" type="checkbox"/></p> <p>control air filter (AL Only) <input type="checkbox"/> <input type="checkbox"/> <input type="checkbox"/></p> <p>shuttle valve <input checked="" type="checkbox"/> <input type="checkbox"/> <input type="checkbox"/></p> <p>check for leak <input checked="" type="checkbox"/> <input type="checkbox"/> <input type="checkbox"/></p> <p>sensor*** <input type="checkbox"/> <input type="checkbox"/> <input type="checkbox"/></p>
<p>REMARKS : AIR COMPRESSOR <input checked="" type="checkbox"/> normal <input type="checkbox"/> abnormal</p> <p>* CHANGE AIR END 1ST STAGE</p> <p>* เปลี่ยนน้ำมัน COOLER</p> <p>* เปลี่ยน UPDARLY PART 8000 HRS</p> <p>* เปลี่ยนไส้กรอง</p> <p>* เปลี่ยน O/R</p>	
<p>***M/C STOPS*** ANNUAL PARTS CHANGE + OVERHAUL MOTOR</p> <p>OTHER INFORMATION : * ทำคอมบ์มีทอร์ O/H คอมบ์มีทอร์ * ใช้ลิ้นกรองอากาศ 0.1/1200 รัง</p>	
<p>SERVICE BY : PATHOMPONG ARNON ACCEPTED BY : <u> </u></p>	

ลูกค้าน้องจระเข้ ด้วยตัวเองทุกครั้ง เมื่อเครื่อง
 โชว์ Alarm หรือชม.ครบทุก ๆ 1200 หรือ 2000
 (แล้วแต่รุ่น)

15-Jun-2024

MESSRS. **THAI MMA CO.,LTD.**

KOBELCO SCREW COMPRESSOR SERVICE REPORT

MODEL: ALE55W-5
SERIAL NO: 3FA01083
MACHINE NO: BM-807-2 NO.3
OPERATING HOURS:
DATE OF SERVICE: 10-Jun-2024

WORK DETAILS

CLEANED INTERCOOLER

CLEANED AFTERCOOLER

CLEANED OIL COOLER

APPROVED

Phanthong Klaharn
Service Engineer

CHECK SHEET

INSPECTION ITEMS	RESULTS BEFORE COUNTERMEASURE	COUNTERMEASURE
COMPRESSOR PROPER Visual Inspection of 1st Stage Air End Visual Inspection of 2nd Stage Air End Balance Piston Diaphragm Any Sign of Abnormal Noise Any Sign of Abnormal Vibration Air leakage from Shaft Seal Section <input checked="" type="checkbox"/> OUT OF SCOPE	<input type="checkbox"/> GOOD <input type="checkbox"/> DEFECTIVE <input type="checkbox"/> GOOD <input type="checkbox"/> DEFECTIVE <input type="checkbox"/> GOOD <input type="checkbox"/> HARDENED <input type="checkbox"/> NORMAL <input type="checkbox"/> ABNORMAL <input type="checkbox"/> NORMAL <input type="checkbox"/> ABNORMAL <input type="checkbox"/> LITTLE <input type="checkbox"/> EXCESSIVE	<input type="checkbox"/> REPLACED <input type="checkbox"/> NEED REPLACEMENT <input type="checkbox"/> REPLACED <input type="checkbox"/> NEED REPLACEMENT <input type="checkbox"/> REPLACED <input type="checkbox"/> NEED REPLACEMENT
SUCTION FILTER Contamination of Element <input checked="" type="checkbox"/> OUT OF SCOPE	<input type="checkbox"/> LITTLE <input type="checkbox"/> EXCESSIVE	<input type="checkbox"/> CLEANED <input type="checkbox"/> REPLACED <input type="checkbox"/> NEED REPLACEMENT
SUCTION DUCT Contamination Inside Tube Breakage / Cracking of Duct House <input checked="" type="checkbox"/> OUT OF SCOPE	<input type="checkbox"/> LITTLE <input type="checkbox"/> EXCESSIVE <input type="checkbox"/> NORMAL <input type="checkbox"/> CRACK <input type="checkbox"/> HARDENED	<input type="checkbox"/> CLEANED <input type="checkbox"/> REPLACED <input type="checkbox"/> NEED REPLACEMENT
OIL FILTER Foreign matter in Element <input checked="" type="checkbox"/> OUT OF SCOPE	<input type="checkbox"/> LITTLE <input type="checkbox"/> EXCESSIVE	<input type="checkbox"/> REPLACED <input type="checkbox"/> NEED REPLACEMENT
LUBRICANT OIL <input checked="" type="checkbox"/> OUT OF SCOPE	<input type="checkbox"/> OK <input type="checkbox"/> NOT GOOD	<input type="checkbox"/> REPLACED <input type="checkbox"/> TOP UP <input type="checkbox"/> NEED REPLACEMENT TYPE: <input type="checkbox"/> CUSTOMERS OIL
DRAIN SOLENOID VALVE Intercooler Drain Aftercooler Drain <input checked="" type="checkbox"/> OUT OF SCOPE	<input type="checkbox"/> NORMAL <input type="checkbox"/> DEFECTIVE <input type="checkbox"/> NORMAL <input type="checkbox"/> DEFECTIVE	<input type="checkbox"/> REPLACED <input type="checkbox"/> NEED REPLACEMENT <input type="checkbox"/> REPLACED <input type="checkbox"/> NEED REPLACEMENT
DISCHARGE CHECK VALVE Wear in Seat Surface <input checked="" type="checkbox"/> OUT OF SCOPE	<input type="checkbox"/> NORMAL <input type="checkbox"/> LEAK <input type="checkbox"/> WEAR	<input type="checkbox"/> REPLACED <input type="checkbox"/> NEED REPLACEMENT
3-WAY SOLENOID VALVE Operation <input checked="" type="checkbox"/> OUT OF SCOPE	<input type="checkbox"/> NORMAL <input type="checkbox"/> DEFECTIVE	<input type="checkbox"/> REPLACED <input type="checkbox"/> NEED REPLACEMENT
EXHAUST CLEANER Damage/Contamination <input checked="" type="checkbox"/> OUT OF SCOPE	<input type="checkbox"/> LITTLE <input type="checkbox"/> EXCESSIVE	<input type="checkbox"/> REPLACED <input type="checkbox"/> NEED REPLACEMENT
CAPACITY CONTROL VALVE Diaphragm Condition Slider Lock Nut Slider Shaft Operation <input checked="" type="checkbox"/> OUT OF SCOPE	<input type="checkbox"/> NORMAL <input type="checkbox"/> TORN <input type="checkbox"/> HARDENED <input type="checkbox"/> NORMAL <input type="checkbox"/> WEAR <input type="checkbox"/> NORMAL <input type="checkbox"/> WEAR <input type="checkbox"/> NORMAL <input type="checkbox"/> DAMAGED <input type="checkbox"/> NORMAL <input type="checkbox"/> DEFECTIVE	<input type="checkbox"/> REPLACED <input type="checkbox"/> NEED REPLACEMENT <input type="checkbox"/> REPLACED <input type="checkbox"/> NEED REPLACEMENT <input type="checkbox"/> REPLACED <input type="checkbox"/> NEED REPLACEMENT <input type="checkbox"/> REPLACED <input type="checkbox"/> NEED REPLACEMENT <input type="checkbox"/> CHANGED NEW CAPACITY CONTROL VALVE
SHUTTLE VALVE Operation <input checked="" type="checkbox"/> OUT OF SCOPE	<input type="checkbox"/> NORMAL <input type="checkbox"/> DEFECTIVE	<input type="checkbox"/> REPLACED <input type="checkbox"/> NEED REPLACEMENT

CHECK SHEET

INSPECTION ITEMS	RESULTS BEFORE COUNTERMEASURE	COUNTERMEASURE
INTERCOOLER Scale adhering to tube nest Corrosion of Shell Corrosion of Tube Assy (Leakage) Corrosion of Covers Contamination inside the tube Packings <input type="checkbox"/> OUT OF SCOPE	<input type="checkbox"/> LITTLE <input checked="" type="checkbox"/> EXCESSIVE <input checked="" type="checkbox"/> LITTLE <input type="checkbox"/> EXCESSIVE <input checked="" type="checkbox"/> LITTLE <input type="checkbox"/> EXCESSIVE <input checked="" type="checkbox"/> LITTLE <input type="checkbox"/> EXCESSIVE <input type="checkbox"/> LITTLE <input checked="" type="checkbox"/> EXCESSIVE <input type="checkbox"/> NORMAL <input checked="" type="checkbox"/> HARDENED	<input type="checkbox"/> REPLACED NEW SET <input type="checkbox"/> NEED REPLACEMENT FOR NEW SET <input checked="" type="checkbox"/> DISASSEMBLED AND CLEANED <input type="checkbox"/> CHEMICAL CIRCULATION <input type="checkbox"/> REPLACED <input checked="" type="checkbox"/> REPAIRED <input type="checkbox"/> NEED REPLACEMENT <input type="checkbox"/> REPLACED <input checked="" type="checkbox"/> REPAIRED <input type="checkbox"/> NEED REPLACEMENT <input type="checkbox"/> REPLACED <input checked="" type="checkbox"/> REPAIRED <input type="checkbox"/> NEED REPLACEMENT <input checked="" type="checkbox"/> DISASSEMBLED AND CLEANED <input type="checkbox"/> NEED REPLACEMENT <input checked="" type="checkbox"/> REPLACED <input type="checkbox"/> NEED REPLACEMENT
AFTERCOOLER Scale adhering to tube nest Corrosion of Shell Corrosion of Tube Assy (Leakage) Corrosion of Covers Contamination inside the tube Packings <input type="checkbox"/> OUT OF SCOPE	<input type="checkbox"/> LITTLE <input checked="" type="checkbox"/> EXCESSIVE <input checked="" type="checkbox"/> LITTLE <input type="checkbox"/> EXCESSIVE <input checked="" type="checkbox"/> LITTLE <input type="checkbox"/> EXCESSIVE <input checked="" type="checkbox"/> LITTLE <input type="checkbox"/> EXCESSIVE <input checked="" type="checkbox"/> LITTLE <input type="checkbox"/> EXCESSIVE <input type="checkbox"/> NORMAL <input checked="" type="checkbox"/> HARDENED	<input type="checkbox"/> REPLACED NEW SET <input type="checkbox"/> NEED REPLACEMENT FOR NEW SET <input checked="" type="checkbox"/> DISASSEMBLED AND CLEANED <input type="checkbox"/> CHEMICAL CIRCULATION <input type="checkbox"/> REPLACED <input type="checkbox"/> REPAIRED <input type="checkbox"/> NEED REPLACEMENT <input type="checkbox"/> REPLACED <input type="checkbox"/> REPAIRED <input type="checkbox"/> NEED REPLACEMENT <input type="checkbox"/> REPLACED <input type="checkbox"/> REPAIRED <input type="checkbox"/> NEED REPLACEMENT <input checked="" type="checkbox"/> DISASSEMBLED AND CLEANED <input type="checkbox"/> NEED REPLACEMENT <input checked="" type="checkbox"/> REPLACED <input type="checkbox"/> NEED REPLACEMENT
OIL COOLER Clogging in tube Contaminatin of tube nest Corrosion of blind cover Packings <input type="checkbox"/> OUT OF SCOPE	<input checked="" type="checkbox"/> LITTLE <input type="checkbox"/> EXCESSIVE <input checked="" type="checkbox"/> LITTLE <input type="checkbox"/> EXCESSIVE <input checked="" type="checkbox"/> LITTLE <input type="checkbox"/> EXCESSIVE <input type="checkbox"/> NORMAL <input checked="" type="checkbox"/> HARDENED	<input type="checkbox"/> REPLACED NEW SET <input type="checkbox"/> NEED REPLACEMENT FOR NEW SET <input type="checkbox"/> REPLACED <input type="checkbox"/> NEED REPLACEMENT <input type="checkbox"/> REPLACED <input type="checkbox"/> NEED REPLACEMENT <input type="checkbox"/> REPLACED <input checked="" type="checkbox"/> REPAIRED <input type="checkbox"/> NEED REPLACEMENT <input checked="" type="checkbox"/> REPLACED <input type="checkbox"/> REUSED
SENSORS 1st Stage dis.pressure sensor 2nd Stage dis.pressure sensor Oil pressure sensor 1st Stage temp sensor 2nd Stage temp sensor Oil temp sensor <input checked="" type="checkbox"/> OUT OF SCOPE	<input type="checkbox"/> NORMAL <input type="checkbox"/> ERROR ----- MPA <input type="checkbox"/> NORMAL <input type="checkbox"/> ERROR ----- MPA <input type="checkbox"/> NORMAL <input type="checkbox"/> ERROR ----- MPA <input type="checkbox"/> NORMAL <input type="checkbox"/> ERROR ----- °C <input type="checkbox"/> NORMAL <input type="checkbox"/> ERROR ----- °C <input type="checkbox"/> NORMAL <input type="checkbox"/> ERROR ----- °C	<input type="checkbox"/> REPLACED <input type="checkbox"/> NEED REPLACEMENT <input type="checkbox"/> REPLACED <input type="checkbox"/> NEED REPLACEMENT <input type="checkbox"/> REPLACED <input type="checkbox"/> NEED REPLACEMENT <input type="checkbox"/> REPLACED <input type="checkbox"/> NEED REPLACEMENT <input type="checkbox"/> REPLACED <input type="checkbox"/> NEED REPLACEMENT <input type="checkbox"/> REPLACED <input type="checkbox"/> NEED REPLACEMENT
MOTOR Stator Bearings <input checked="" type="checkbox"/> OUT OF SCOPE	<input type="checkbox"/> NORMAL <input type="checkbox"/> LOW RESISTANCE <input type="checkbox"/> BURNT <input type="checkbox"/> NORMAL <input type="checkbox"/> DEFECT	<input type="checkbox"/> REWIND <input type="checkbox"/> CLEANED <input type="checkbox"/> NEED CLEANING <input type="checkbox"/> CHANGED BEARING <input type="checkbox"/> NEED BEARING CHANGE
FAN MOTOR Stator Bearings <input checked="" type="checkbox"/> OUT OF SCOPE	<input type="checkbox"/> NORMAL <input type="checkbox"/> LOW RESISTANCE <input type="checkbox"/> BURNT <input type="checkbox"/> NORMAL <input type="checkbox"/> DEFECT	<input type="checkbox"/> REPLACED NEW SET <input type="checkbox"/> NEED REPLACEMENT FOR NEW SET <input type="checkbox"/> REWIND <input type="checkbox"/> CLEANED <input type="checkbox"/> NEED CLEANING <input type="checkbox"/> CHANGED BEARING <input type="checkbox"/> NEED BEARING CHANGE

MODEL ALE55W-5 SERIAL 3FA01083



AFTERCOOLER BEFORE CLEANING

MODEL ALE55W-5 SERIAL 3FA01083



AFTERCOOLER AFTER CLEANING

MODEL ALE55W-5 SERIAL 3FA01083



AFTERCOOLER BEFORE CLEANING

MODEL ALE55W-5 SERIAL 3FA01083



AFTERCOOLER AFTER CLEANING

MODEL ALE55W-5 SERIAL 3FA01083



OIL COOLER BEFORE CLEANING

MODEL ALE55W-5 SERIAL 3FA01083



OIL COOLER AFTER CLEANING

MODEL ALE55W-5 SERIAL 3FA01083



OIL COOLER BEFORE CLEANING

MODEL ALE55W-5 SERIAL 3FA01083



OIL COOLER AFTER CLEANING

MODEL ALE55W-5 SERIAL 3FA01083



INTERCOOLER BEFORE CLEANING

MODEL ALE55W-5 SERIAL 3FA01083



INTERCOOLER AFTER CLEANING

MODEL ALE55W-5 SERIAL 3FA01083



INTERCOOLER BEFORE CLEANING

MODEL ALE55W-5 SERIAL 3FA01083



INTERCOOLER AFTER CLEANING

WARRANTY CONDITIONS FOR PARTS AND SERVICE

1.WARRANTY PERIOD: AS IN BELOW TABLE

Parts and Job Details	Models	Warranty Period
Filters and elements and other mechanical parts	All models	3000 hours or 6 months after replacement, whichever comes first
Electrical parts	All models	12 months after replacement
Air end Bearings	AM, CM, HM, KST, KOBELION I, KOBELION II	6 months after replacement
	Models newer than above	12 months after replacement
Rewinding Motor	AM, CM, HM, KST, KOBELION I, KOBELION II	6 months after job completed
	Other Models (Less than 55 kw)	6 months after job completed
	Other Models (55 kw and above)	12 months after job completed
Overhaul Motor or Change Motor Bearings	AM, CM, HM, KST, KOBELION I, KOBELION II	3 months after job completed
	Other Models (Less than 55 kw)	3 months after job completed
	Other Models (55 kw and above)	6 months after job completed
Lubricant	All Models	No warranty, depends on environment and change of filters
Cooler cleaning	All Models	No warranty, depends on environment and water quality

2.CONTENTS OF WARRANTY

In case a trouble should occur during the warranty period and when it is determined that the trouble is caused clearly by our defective design, manufacture and or execution of work, We will repair or replace the parts free of charge without delay.

3.EXCEPTIONS TO THE APPLICATION OF WARRANTY

Even during the warranty period of this machine, we refuse warranty in the following cases.

- Trouble caused by the natural disasters or accidents beyond human control.
- Trouble caused by a defective material selected or supplied by customer, or caused by a defect resulted from the design designated by customer.
- Trouble caused by a repair or modification conducted by customer without notifying us of the fact.
- Trouble caused by not adhering to the operating procedures, periodical inspections, maintenance and storage, etc. described in the specification sheets and instruction manuals issued by us.
- Trouble caused by not greasing at proper intervals as recommended in instruction manual. Grease-up of Motor is responsibility of customer.
- Trouble caused by defective foundation, building and/or equipment other than this machine.
- Reduction of production due to a trouble of this machine, We do not honour compensation for production shutdown and other loss casualties. Warranty is only limited to machine serviced.

MEIWA ENTERPRISE (THAILAND) CO., LTD.

TEL : 0-2994-4300-4, HOTLINE : 085-822-9227, 091-120-1095

RAYONG : TEL. 092-224-6026 / LAMPHUN : TEL 0-81421-9826

KORAT : TEL. 087-711-1491 / PRACHINBURI : TEL. 081-371-0517

AMATA NAKORN : TEL 092-224-6330

KOBELCO OIL-FREE COMPRESSOR SERVICE REPORT

<p>DATE : <u>10/06/24</u></p> <p><u>T. MMA</u></p> <p><u>RY Maplaphat</u></p>	<p><u>ALE 66N-6</u></p> <p><u>S/N: 3PA01043</u></p> <p>Room Temp : _____ °C Cooling Water Temp : _____ / _____ °C (<35 / <45 °C)</p> <p>Cooling Water Pressure : _____ / _____ kgf/cm²G (in/out) [1.5~5.0 kgf/cm²G]</p> <p>Air Tank : _____ M³, Pressure : _____ kgf/cm²G <input type="checkbox"/> Link/Gr.Controller</p>																																																																																																				
<p>1. <input type="checkbox"/> Commissioning 2. <input type="checkbox"/> Maintenance Contract 3. <input type="checkbox"/> Routine check 4. <input type="checkbox"/> Cooler Cleaning 5. <input type="checkbox"/> Parts Change : _____ (Hrs).</p> <p>6. <input type="checkbox"/> Air End Change 7. <input type="checkbox"/> Top up (Type _____) 8. <input type="checkbox"/> Change, Replace Oil (Type _____)</p> <p>9. <input type="checkbox"/> Claim 10. MOTOR : Grease up (Type _____) <input type="checkbox"/> Bearing Change <input type="checkbox"/> Vanish <input type="checkbox"/> Rewinding 11. Others _____</p> <p>12. Load cycle : _____ sec 13. 1st-stage Dis. Pressure : Unload _____ mmHg(AL), bar(ALE,FE), Load _____ kgf/cm²G</p> <p>14. 2nd-stage Dis. Pressure : _____ / _____ / _____ kgf/cm²G (Load / Unload / Normal)</p> <p>15. 2nd-stage Suction Temp. _____ °C [ALE,FE : below 80 °C/AL : ambient + 15 ~ 20 °C (max 60 °C)]</p> <p>16. 1st-stage Dis. Temp. _____ °C 17. 2nd-stage Dis. Temp. _____ °C</p> <p>18. Oil Pressure : _____ kgf/cm²G [ALE<45Kw, FE : 0.6~1.8/ALE>45Kw, AL : 2~2.5] 19. Oil Temp. _____ °C [ALE,FE : below 75/AL : W - 65, A - 75]</p> <p>20. Loaded Hour : _____ 21. Load counter : _____ 22. Total Hour : _____</p> <p>23. Voltage: R-S _____ / _____ V, R-T _____ / _____ V, S-T _____ / _____ V (load : unload)</p> <p>24. Ampere : R _____ / _____ A, S _____ / _____ A, T _____ / _____ A (load : unload)</p>																																																																																																					
<p>25. CHECK FOR CORRECT FUNCTIONS</p> <p>Pressure reducing valve _____ kgf/cm²G for ALE<45Kw(2.5~3.0)</p> <p>Air filter sensor <input type="checkbox"/> OK <input type="checkbox"/> NOT GOOD</p> <p>Battery <input type="checkbox"/> OK <input type="checkbox"/> NOT GOOD</p> <p>*** OCR <input type="checkbox"/> OK <input type="checkbox"/> NOT GOOD</p> <p>*** Star delta timer _____ sec</p> <p>**** Safety valve operates at _____ kgf/cm²G [spec x 1.1]</p> <p>**** Discharge temp. relay trips at 1st _____ / 2nd _____ °C [spec]</p> <p>26. DRYER CHECK SERVICE</p> <p>Model : _____ <input type="checkbox"/> <input type="checkbox"/></p> <p>S/N : _____ Dew point : _____ °C</p> <p>Inlet Pressure : _____ kgf/cm²G</p> <p>27. FILTER CHECK SERVICE REPLACE</p> <table border="1" style="width:100%; border-collapse: collapse;"> <tr> <td>1) _____</td> <td><input type="checkbox"/></td> <td><input type="checkbox"/></td> <td><input type="checkbox"/></td> </tr> <tr> <td>2) _____</td> <td><input type="checkbox"/></td> <td><input type="checkbox"/></td> <td><input type="checkbox"/></td> </tr> <tr> <td>3) _____</td> <td><input type="checkbox"/></td> <td><input type="checkbox"/></td> <td><input type="checkbox"/></td> </tr> </table> <p>+ Motor Insulation U-E _____ V-E _____ W-E _____</p>	1) _____	<input type="checkbox"/>	<input type="checkbox"/>	<input type="checkbox"/>	2) _____	<input type="checkbox"/>	<input type="checkbox"/>	<input type="checkbox"/>	3) _____	<input type="checkbox"/>	<input type="checkbox"/>	<input type="checkbox"/>	<p>28. MAINTENANCE</p> <table border="1" style="width:100%; border-collapse: collapse;"> <thead> <tr> <th></th> <th>CHECK</th> <th>SERVICE</th> <th>REPLACE</th> </tr> </thead> <tbody> <tr><td>gauges, instruments, lights</td><td><input type="checkbox"/></td><td><input type="checkbox"/></td><td><input type="checkbox"/></td></tr> <tr><td>capacity control valve</td><td><input type="checkbox"/></td><td><input type="checkbox"/></td><td><input type="checkbox"/></td></tr> <tr><td>1st & 2nd stage air end</td><td><input type="checkbox"/></td><td><input type="checkbox"/></td><td><input type="checkbox"/></td></tr> <tr><td>3,4-way solenoid valve (C.C.V.)</td><td><input type="checkbox"/></td><td><input type="checkbox"/></td><td><input type="checkbox"/></td></tr> <tr><td>fan motor (noise)</td><td><input type="checkbox"/></td><td><input type="checkbox"/></td><td><input type="checkbox"/></td></tr> <tr><td>by-pass silencer</td><td><input type="checkbox"/></td><td><input type="checkbox"/></td><td><input type="checkbox"/></td></tr> <tr><td>check valve***</td><td><input type="checkbox"/></td><td><input type="checkbox"/></td><td><input type="checkbox"/></td></tr> <tr><td>oil pump</td><td><input type="checkbox"/></td><td><input type="checkbox"/></td><td><input type="checkbox"/></td></tr> <tr><td>main motor (noise)</td><td><input type="checkbox"/></td><td><input type="checkbox"/></td><td><input type="checkbox"/></td></tr> <tr><td>Oil</td><td><input type="checkbox"/></td><td><input type="checkbox"/></td><td><input type="checkbox"/></td></tr> <tr><td>oil cartridge</td><td><input type="checkbox"/></td><td><input type="checkbox"/></td><td><input type="checkbox"/></td></tr> <tr><td>*drain trap (Solenoid Valve)</td><td><input type="checkbox"/></td><td><input type="checkbox"/></td><td><input type="checkbox"/></td></tr> <tr><td>suction filter</td><td><input type="checkbox"/></td><td><input type="checkbox"/></td><td><input type="checkbox"/></td></tr> <tr><td>Intercooler</td><td><input type="checkbox"/></td><td><input checked="" type="checkbox"/></td><td><input type="checkbox"/></td></tr> <tr><td>aftercooler</td><td><input type="checkbox"/></td><td><input checked="" type="checkbox"/></td><td><input type="checkbox"/></td></tr> <tr><td>oil cooler</td><td><input type="checkbox"/></td><td><input checked="" type="checkbox"/></td><td><input type="checkbox"/></td></tr> <tr><td>breather element/exhaust cleaner</td><td><input type="checkbox"/></td><td><input type="checkbox"/></td><td><input type="checkbox"/></td></tr> <tr><td>control air filter (AL Only)</td><td><input type="checkbox"/></td><td><input type="checkbox"/></td><td><input type="checkbox"/></td></tr> <tr><td>shuttle valve</td><td><input type="checkbox"/></td><td><input type="checkbox"/></td><td><input type="checkbox"/></td></tr> <tr><td>check for leak</td><td><input type="checkbox"/></td><td><input type="checkbox"/></td><td><input type="checkbox"/></td></tr> <tr><td>sensor***</td><td><input type="checkbox"/></td><td><input type="checkbox"/></td><td><input type="checkbox"/></td></tr> </tbody> </table>		CHECK	SERVICE	REPLACE	gauges, instruments, lights	<input type="checkbox"/>	<input type="checkbox"/>	<input type="checkbox"/>	capacity control valve	<input type="checkbox"/>	<input type="checkbox"/>	<input type="checkbox"/>	1st & 2nd stage air end	<input type="checkbox"/>	<input type="checkbox"/>	<input type="checkbox"/>	3,4-way solenoid valve (C.C.V.)	<input type="checkbox"/>	<input type="checkbox"/>	<input type="checkbox"/>	fan motor (noise)	<input type="checkbox"/>	<input type="checkbox"/>	<input type="checkbox"/>	by-pass silencer	<input type="checkbox"/>	<input type="checkbox"/>	<input type="checkbox"/>	check valve***	<input type="checkbox"/>	<input type="checkbox"/>	<input type="checkbox"/>	oil pump	<input type="checkbox"/>	<input type="checkbox"/>	<input type="checkbox"/>	main motor (noise)	<input type="checkbox"/>	<input type="checkbox"/>	<input type="checkbox"/>	Oil	<input type="checkbox"/>	<input type="checkbox"/>	<input type="checkbox"/>	oil cartridge	<input type="checkbox"/>	<input type="checkbox"/>	<input type="checkbox"/>	*drain trap (Solenoid Valve)	<input type="checkbox"/>	<input type="checkbox"/>	<input type="checkbox"/>	suction filter	<input type="checkbox"/>	<input type="checkbox"/>	<input type="checkbox"/>	Intercooler	<input type="checkbox"/>	<input checked="" type="checkbox"/>	<input type="checkbox"/>	aftercooler	<input type="checkbox"/>	<input checked="" type="checkbox"/>	<input type="checkbox"/>	oil cooler	<input type="checkbox"/>	<input checked="" type="checkbox"/>	<input type="checkbox"/>	breather element/exhaust cleaner	<input type="checkbox"/>	<input type="checkbox"/>	<input type="checkbox"/>	control air filter (AL Only)	<input type="checkbox"/>	<input type="checkbox"/>	<input type="checkbox"/>	shuttle valve	<input type="checkbox"/>	<input type="checkbox"/>	<input type="checkbox"/>	check for leak	<input type="checkbox"/>	<input type="checkbox"/>	<input type="checkbox"/>	sensor***	<input type="checkbox"/>	<input type="checkbox"/>	<input type="checkbox"/>
1) _____	<input type="checkbox"/>	<input type="checkbox"/>	<input type="checkbox"/>																																																																																																		
2) _____	<input type="checkbox"/>	<input type="checkbox"/>	<input type="checkbox"/>																																																																																																		
3) _____	<input type="checkbox"/>	<input type="checkbox"/>	<input type="checkbox"/>																																																																																																		
	CHECK	SERVICE	REPLACE																																																																																																		
gauges, instruments, lights	<input type="checkbox"/>	<input type="checkbox"/>	<input type="checkbox"/>																																																																																																		
capacity control valve	<input type="checkbox"/>	<input type="checkbox"/>	<input type="checkbox"/>																																																																																																		
1st & 2nd stage air end	<input type="checkbox"/>	<input type="checkbox"/>	<input type="checkbox"/>																																																																																																		
3,4-way solenoid valve (C.C.V.)	<input type="checkbox"/>	<input type="checkbox"/>	<input type="checkbox"/>																																																																																																		
fan motor (noise)	<input type="checkbox"/>	<input type="checkbox"/>	<input type="checkbox"/>																																																																																																		
by-pass silencer	<input type="checkbox"/>	<input type="checkbox"/>	<input type="checkbox"/>																																																																																																		
check valve***	<input type="checkbox"/>	<input type="checkbox"/>	<input type="checkbox"/>																																																																																																		
oil pump	<input type="checkbox"/>	<input type="checkbox"/>	<input type="checkbox"/>																																																																																																		
main motor (noise)	<input type="checkbox"/>	<input type="checkbox"/>	<input type="checkbox"/>																																																																																																		
Oil	<input type="checkbox"/>	<input type="checkbox"/>	<input type="checkbox"/>																																																																																																		
oil cartridge	<input type="checkbox"/>	<input type="checkbox"/>	<input type="checkbox"/>																																																																																																		
*drain trap (Solenoid Valve)	<input type="checkbox"/>	<input type="checkbox"/>	<input type="checkbox"/>																																																																																																		
suction filter	<input type="checkbox"/>	<input type="checkbox"/>	<input type="checkbox"/>																																																																																																		
Intercooler	<input type="checkbox"/>	<input checked="" type="checkbox"/>	<input type="checkbox"/>																																																																																																		
aftercooler	<input type="checkbox"/>	<input checked="" type="checkbox"/>	<input type="checkbox"/>																																																																																																		
oil cooler	<input type="checkbox"/>	<input checked="" type="checkbox"/>	<input type="checkbox"/>																																																																																																		
breather element/exhaust cleaner	<input type="checkbox"/>	<input type="checkbox"/>	<input type="checkbox"/>																																																																																																		
control air filter (AL Only)	<input type="checkbox"/>	<input type="checkbox"/>	<input type="checkbox"/>																																																																																																		
shuttle valve	<input type="checkbox"/>	<input type="checkbox"/>	<input type="checkbox"/>																																																																																																		
check for leak	<input type="checkbox"/>	<input type="checkbox"/>	<input type="checkbox"/>																																																																																																		
sensor***	<input type="checkbox"/>	<input type="checkbox"/>	<input type="checkbox"/>																																																																																																		
<p>REMARKS : AIR COMPRESSOR <input type="checkbox"/> normal <input type="checkbox"/> abnormal</p> <p><u>สถานะ Coolers OK</u></p> <p><u>* Monitor Error</u></p> <p><u>Monitor Monitor OK</u></p> <p>***M/C STOPS***ANNUAL PARTS CHANGE + OVERHAUL MOTOR</p> <p>OTHER INFORMATION :</p>																																																																																																					

ลูกค้าต้องอดใจรอนี้ ด้วยตัวเองทุกครั้ง เมื่อเครื่อง
 ไซรัว Alarm หรือชม.ครบทุกๆ 1200 หรือ 2000
 (แล้วแต่รุ่น)